



**GENERAL FEATURES**

- Environmentally friendly
- Can be used at vertical or horizontal orientation
- High Reliability and Good Quality
- High gas recombination efficiency
- High Power Density
- Maintenance-Free Operation

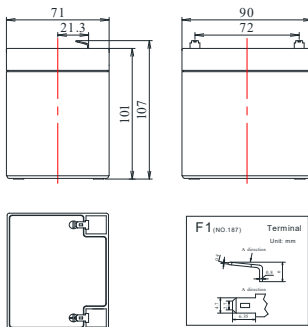
**APPLICATIONS**

- UPS & EPS
- Emergency lighting Systems
- Medical Equipment
- Cable TV Systems
- Alarm Systems
- Electric Test Equipment
- Security Systems



**DIMENSIONS & WEIGHT**

Length(mm)	90±1
Width(mm)	71±1
Height(mm)	101±1
Total Height(mm)	107±1
Weight(kg)	1.58±3%



**COMPLIED STANDARDS**

IEC 60896-21/22	JIS C8704
YD/T799	BS6290 part4
GB/T 19639	UL 1989

**TECHNICAL SPECIFICATIONS**

Art. no: SAAS12-5.0

Nominal Voltage		12V(6 cells per unit)
Design Floating Life @25°C		5 Years
Nominal Capacity @25°C(20 hour rate@0.250A,10.50V)		5.00Ah
Capacity @25°C	10 hour rate (0.47A,10.8V)	4.70Ah
	5 hour rate (0.89A,10.5V)	4.45Ah
	1 hour rate (3.26A,9.6V)	3.26Ah
Internal Resistance	Full Charged Battery@25°C	≤25.0mΩ
Ambient Temperature	Discharge	-20°C~50°C
	Charge	-20°C~50°C
	Storage	-20°C~50°C
Max.Discharge Current@25°C		75.0A(5s)
Capacity affected by Temperature (10 hr Capacity)	40°C	102%
	25°C	100%
	0°C	85%
	-15°C	65%
Self-Discharge@25°C per Month		3%
Charge (Constant Voltage) @25°C	Floating Charge	Initial Charging Current Less than 1.50A Voltage 13.6-13.8V
	Cycle Charge	Initial Charging Current Less than 1.50A Voltage 14.4-14.9V

**BATTERY DISCHARGE TABLE**

Discharge Constant Current per Cell (Amperes at 25°C)

F.V/Time	5min	10min	15min	30min	45min	1h	2h	3h	5h	8h	10h	20h
1.60V	19.96	13.09	9.61	5.70	4.16	3.26	2.06	1.41	0.94	0.63	0.50	0.264
1.67V	19.01	12.54	9.40	5.61	4.09	3.16	2.03	1.39	0.93	0.62	0.49	0.259
1.70V	18.21	11.86	9.27	5.53	4.04	3.06	1.99	1.36	0.91	0.61	0.49	0.255
1.75V	17.36	11.31	8.78	5.35	3.93	2.96	1.95	1.34	0.89	0.60	0.48	0.250
1.80V	16.03	10.53	8.19	5.14	3.80	2.88	1.88	1.29	0.86	0.59	0.47	0.247

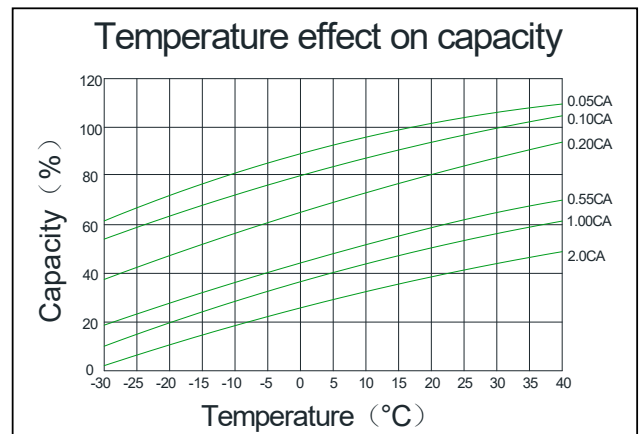
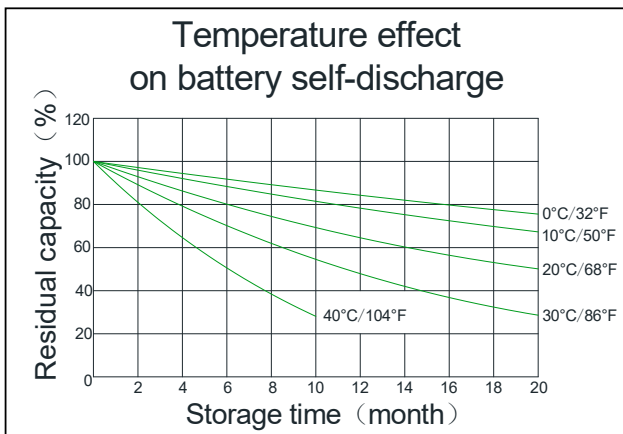
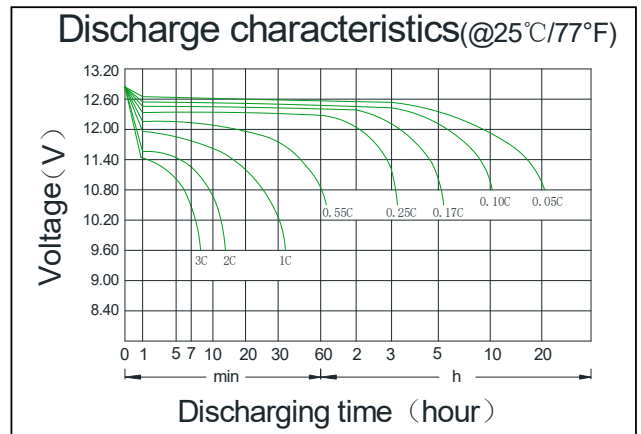
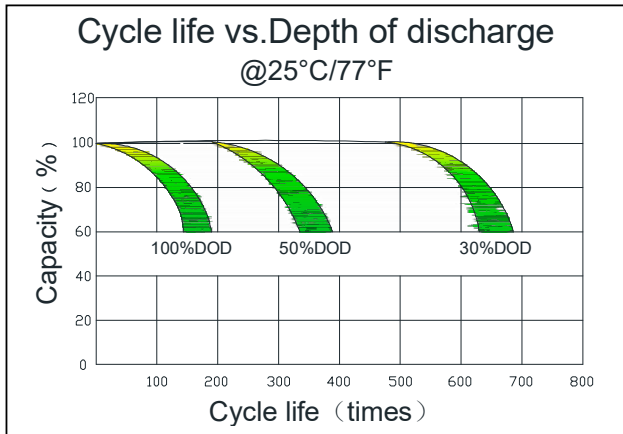
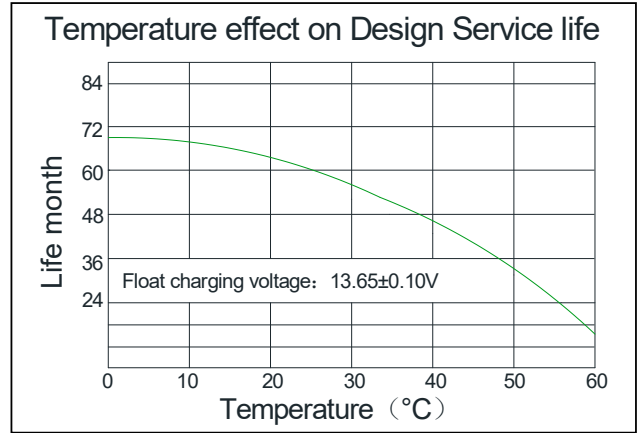
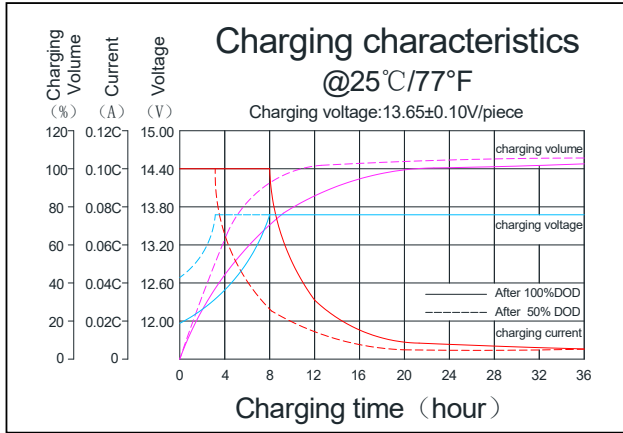
Discharge Constant Power per Cell (Watts at 25°C)

F.V/Time	5min	10min	15min	30min	45min	1h	2h	3h	5h	8h	10h	20h
1.60V	37.16	25.11	18.57	11.09	8.11	6.42	4.05	2.79	1.87	1.26	1.00	0.527
1.67V	35.61	24.10	18.21	10.94	8.01	6.20	3.98	2.74	1.83	1.25	0.99	0.519
1.70V	34.15	22.79	18.01	10.81	7.93	5.98	3.91	2.69	1.80	1.23	0.99	0.513
1.75V	32.71	21.76	17.09	10.49	7.74	5.76	3.83	2.64	1.77	1.22	0.97	0.502
1.80V	30.50	20.35	15.97	10.10	7.50	5.54	3.68	2.53	1.70	1.18	0.96	0.500





PERFORMANCE CHARACTERISTICS



BATTERY CONSTRUCTION

Component	Positive plate	Negative plate	Container & Cover	Safety valve	Terminal	Separator	Electrolyte	Pillar seal
Features	Thick high Sn low Ca grid with special paste	Balanced Pb-Ca grid for improved recombination efficiency	ABS (UL94-V0 optional)	Flame Si-Rubbeand aging resistanter	Female Copper Insert (F1/F2)	Advanced AGM separator for high pressure cell design	Dilute high purity sulphuric acid	Two layers epoxy resin seal

